


Security Question for Password Reset

Set Up the Security Question for Password Reset



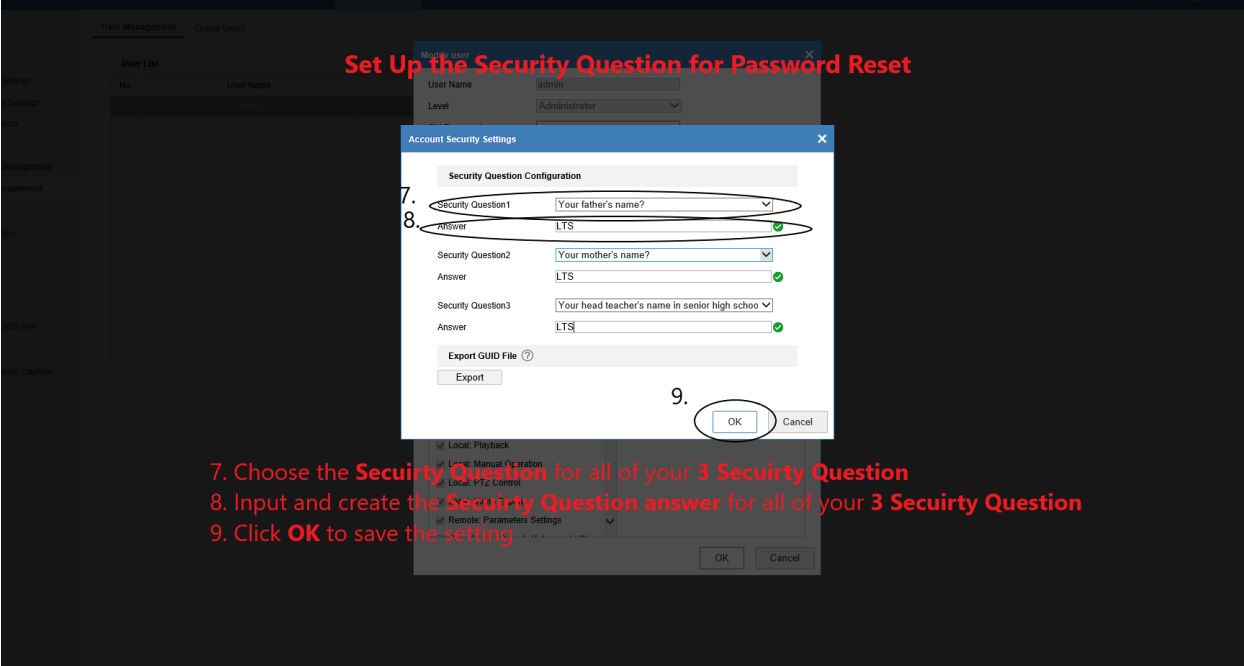
The screenshot shows the LTS web interface with the following steps highlighted:

1. Click on **Configuration**
2. Click on **System**
3. Choose **User Management**
4. Goto "**user management**" on **User Management** page
5. choose the **user account**
6. click on **Modify**

Please login your DVR/NVR by use the Web Browser

1. Click on **Configuration**
2. Click on **System**
3. Choose **User Management**
4. Goto "**user management**" on **User Management** page
5. choose the **user account**
6. click on **Modify**

Set Up the Security Question for Password Reset

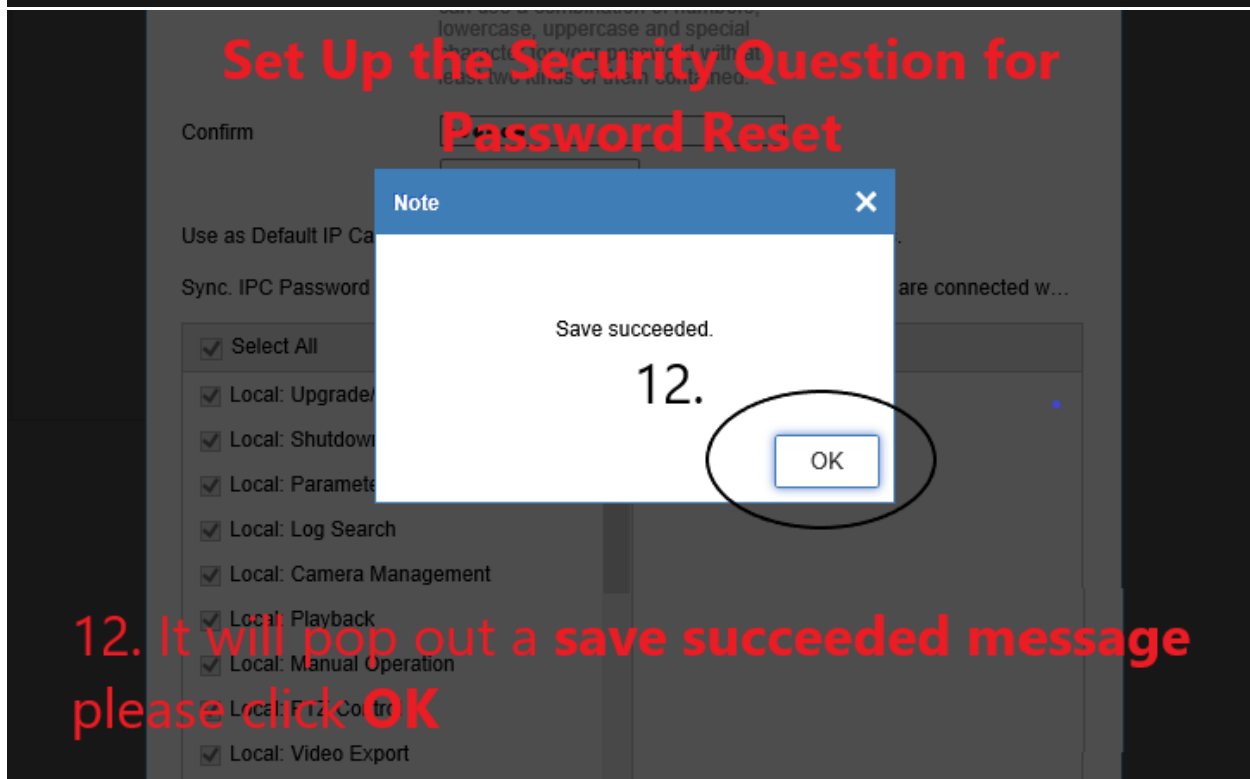
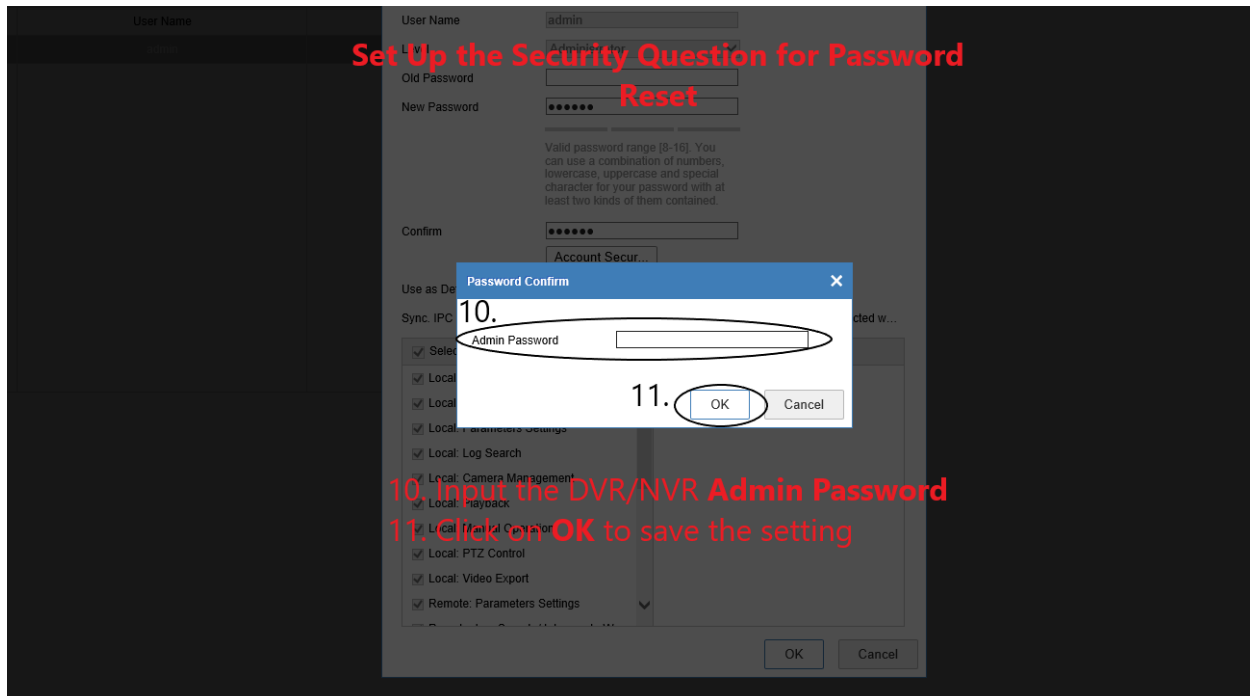


The screenshot shows the LTS web interface with the following steps highlighted:

7. Choose the **Security Question** for all of your **3 Security Question**
8. Input and create the **Security Question answer** for all of your **3 Security Question**
9. Click **OK** to save the setting

7. Choose the **Security Question** for all of your **3 Security Question**
8. Input and create the **Security Question answer** for all of your **3 Security Question**
9. Click **OK** to save the setting

Security Question for Password Reset



Security Question for Password Reset

Set Up the Security Question for Password Reset

Modify user

User Name: admin

Level: Administrator

Old Password: []

New Password: []

Valid password range [8-16]. You can use a combination of numbers, lowercase, uppercase and special character for your password with at least two kinds of them contained.

Confirm: []

Account Secur...

Use as Default IP Camer... Use the password to quick add IP cameras.

Sync. IPC Password Duplicate the password to IP cameras that are connected w...

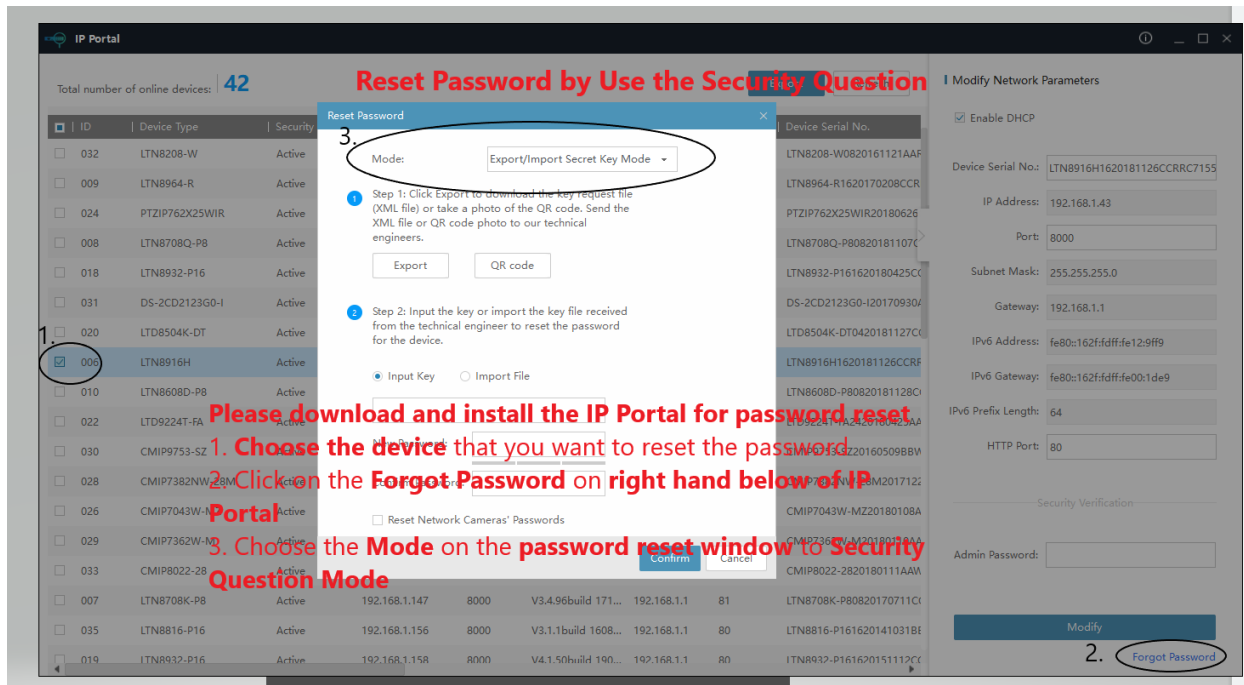
- Select All
- Local: Upgrade/Format
- Local: Shutdown/Reboot
- Local: Parameters Settings
- Local: Log Search
- Local: Camera Management
- Local: Playback
- Local: Manual Operation
- Local: PTZ Control
- Local: Video Export
- Remote: Parameters Settings

13. Click **Ok** to exit the user modify

13.

OK Cancel

Security Question for Password Reset



Reset Password by Use the Security Question

Mode: **Export/Import Secret Key Mode**

Step 1: Click Export to download the key request file (XML file) or take a photo of the QR code. Send the XML file or QR code photo to our technical engineers.

Step 2: Input the key or import the key file received from the technical engineer to reset the password for the device.

Input Key Import File

Reset Network Cameras' Passwords

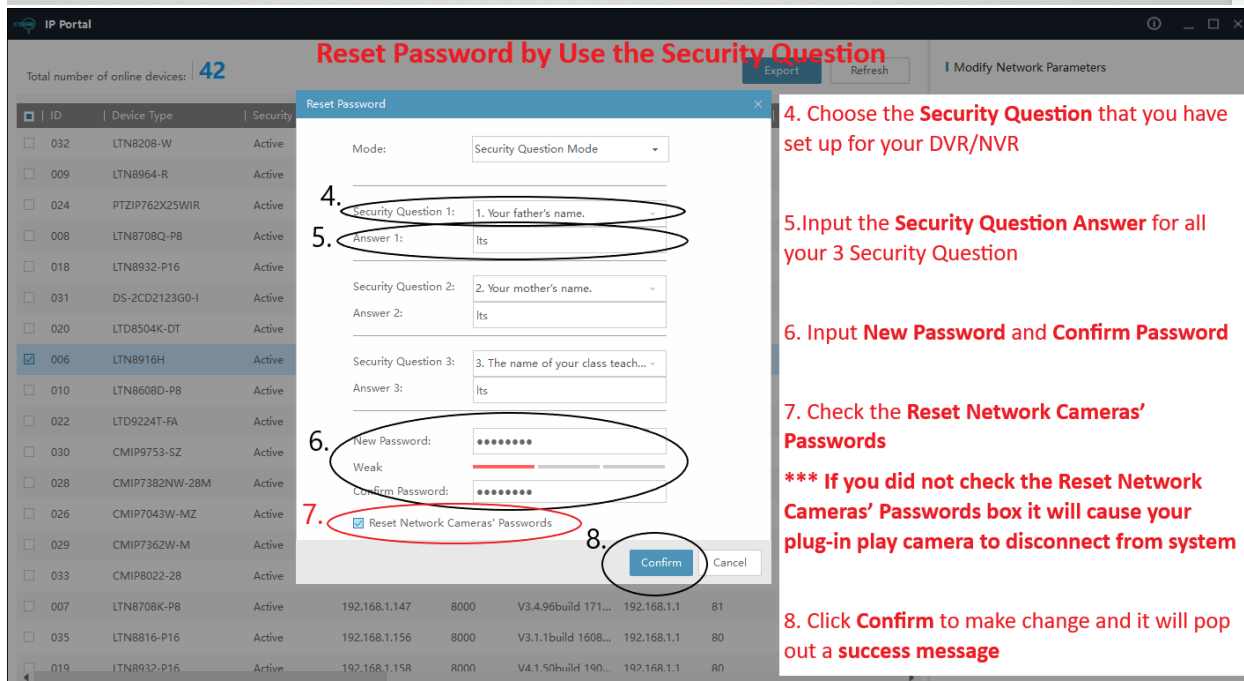
1. 006

2. **Forgot Password**

3. **Export/Import Secret Key Mode**

4. **Reset Network Cameras' Passwords**

Please download and install the IP Portal for password reset.
1. Choose the device that you want to reset the password.
2. Click on the Forgot Password on right hand below of IP Portal.
3. Choose the Mode on the password reset window to Security Question Mode.



Reset Password by Use the Security Question

Mode: **Security Question Mode**

Security Question 1: 1. Your father's name.

Answer 1: Its

Security Question 2: 2. Your mother's name.

Answer 2: Its

Security Question 3: 3. The name of your class teach...

Answer 3: Its

New Password:

Weak

Confirm Password:

Reset Network Cameras' Passwords

4. Security Question 1: 1. Your father's name.

5. Answer 1: Its

6. New Password:

7. **Reset Network Cameras' Passwords**

8. **Confirm**

4. Choose the Security Question that you have set up for your DVR/NVR

5. Input the Security Question Answer for all your 3 Security Question

6. Input New Password and Confirm Password

7. Check the Reset Network Cameras' Passwords

***** If you did not check the Reset Network Cameras' Passwords box it will cause your plug-in play camera to disconnect from system**

8. Click Confirm to make change and it will pop out a success message